





















































Size/Data Comparison Chart

For Data Matrix ECC 200 Symbology*

Symbol Size Row x Column	Data Capacity		5 mil Examples	7.5 mil Examples	10 mil Examples	15 mil Examples
	Numeric	Alphanumeric				
10 x 10	6	3	 1.27 mm	 1.90 mm	 2.54 mm	 3.81 mm
12 x 12	10	6	 1.52 mm	 2.29 mm	 3.05 mm	 4.57 mm
14 x 14	16	10	 1.78 mm	 2.67 mm	 3.56 mm	 5.33 mm
16 x 16	24	16	 2.03 mm	 3.05 mm	 4.06 mm	 6.10 mm
18 x 18	36	25	 2.29 mm	 3.43 mm	 4.57 mm	 6.87 mm
20 x 20	44	31	 2.54 mm	 3.81 mm	 5.08 mm	 7.62 mm
22 x 22	60	43	 2.79 mm	 4.19 mm	 5.59 mm	 8.38 mm
24 x 24	72	52	 3.05 mm	 4.57 mm	 6.10 mm	 9.14 mm
26 x 26	88	64	 3.30 mm	 4.95 mm	 6.60 mm	 9.91 mm
32 x 32	124	91	 4.06 mm	 6.10 mm	 8.13 mm	 12.19 mm
36 x 36	172	127	 4.57 mm	 6.86 mm	 9.14 mm	 13.72 mm
40 x 40	228	169	 5.08 mm	 7.62 mm	 10.16 mm	 15.24 mm
44 x 44	288	214	 5.59 mm	 8.38 mm	 11.18 mm	 16.76 mm

* Each Data Matrix shown is a square matrix. Symbols are for size reference only, and may not be accurately reproduced on screen or by some print methods. Scale is 1:1.